



SSB7014 SERIES – Low Profile SMD Power Inductors



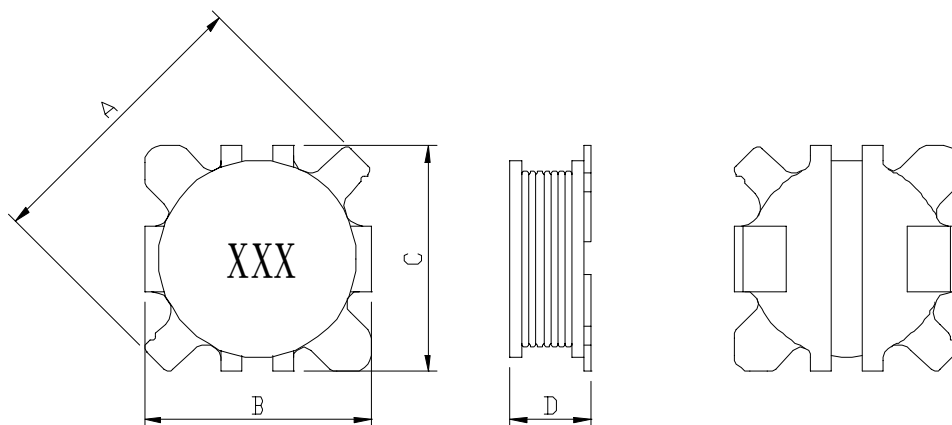
RoHS Compliant

PART NUMBERING SYSTEM

SSB	7 0 1 4	—	1 0 0 M	—	LF
TYPE	DIMENSIONS		INDUCTANCE		LEAD FREE

SHAPES AND DIMENSIONS

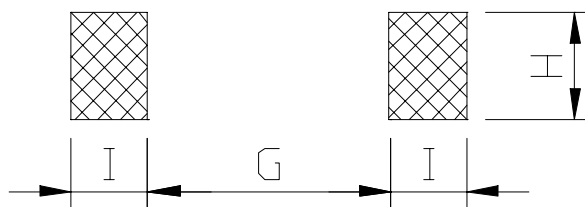
UNIT : mm



A=10.18Max. B= 7.2±0.3 C=7.2±0.3 D=1.50 Max

RECOMMENDED PATTERNS

UNIT : mm



G=3.50 H=3.00 I=2.25



SSB7014 SERIES – Low Profile SMD Power Inductors

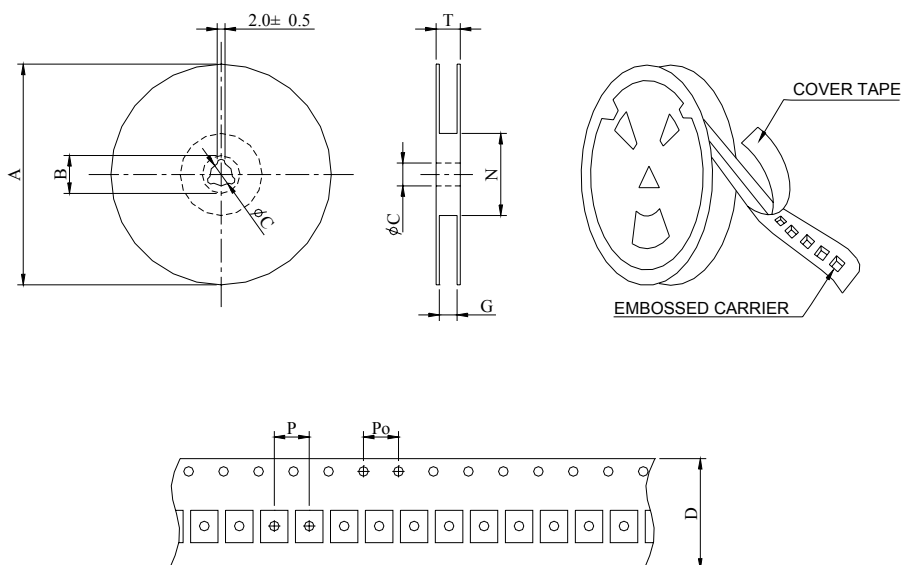


SPECIFICATION TABLE

PART NUMBER	INDUCTANCE (μ H)	DCR (m Ω) (Max.)	Isat (A)	Irms (A)	TEST FREQ. (f)
SSB7014-2R2M-LF	2.2 \pm 20%	51	2.50	2.70	100KHz/0.1V
SSB7014-3R3M-LF	3.3 \pm 20%	62	2.00	2.50	100KHz/0.1V
SSB7014-4R7M-LF	4.7 \pm 20%	86	1.80	2.05	100KHz/0.1V
SSB7014-6R8M-LF	6.8 \pm 20%	146	1.40	1.70	100KHz/0.1V
SSB7014-100M-LF	10.0 \pm 20%	196	1.20	1.40	100KHz/0.1V
SSB7014-150M-LF	15.0 \pm 20%	266	0.95	1.20	100KHz/0.1V
SSB7014-220M-LF	22.0 \pm 20%	365	0.75	1.00	100KHz/0.1V
SSB7014-330M-LF	33.0 \pm 20%	581	0.62	0.73	100KHz/0.1V
SSB7014-470M-LF	47.0 \pm 20%	743	0.50	0.70	100KHz/0.1V

- * Inductance measured using a Coilmaster SMD fixture in an Agilent/HP 4284A or equivalent.
- * Isat: DC current at which the inductance drops 10% (typ) from its value without current.
- * Irms: Average current for 30°C (max) rise from +25°C ambient.
- * Storage and ambient operating temperature range -40°C to +85°C.

PACKAGING SPECIFICATION



SERIES	STAYLE	Q' TY (PCS)	DIMENSIONS (m/m)								
			A	B \pm 0.8	C \pm 0.5	D	G ⁺⁰	N ⁻⁰	P	Po	T
SSB7014	13-16	3000	330	21	13	16	18	50	8	4	22.4