



## SSB7018 SERIES – Low Profile SMD Power Inductors



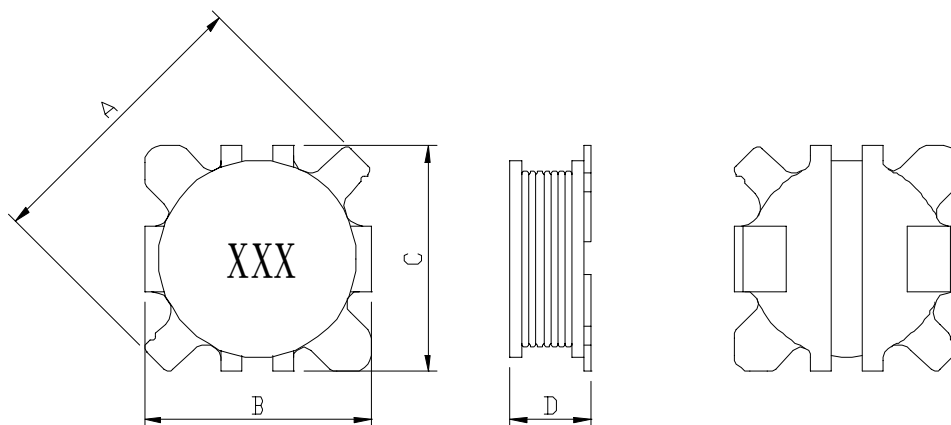
RoHS Compliant

### PART NUMBERING SYSTEM

<b>SSB</b>	<b>7 0 1 8</b>	—	<b>1 0 0 M</b>	—	<b>LF</b>
TYPE	DIMENSIONS		INDUCTANCE		LEAD FREE

### SHAPES AND DIMENSIONS

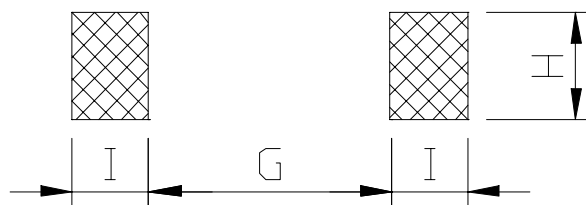
UNIT : mm



**A=10.18Max. B= 7.2±0.3 C=7.2±0.3 D=1.80 Max**

### RECOMMENDED PATTERNS

UNIT : mm



**G=3.50 H=3.00 I=2.25**



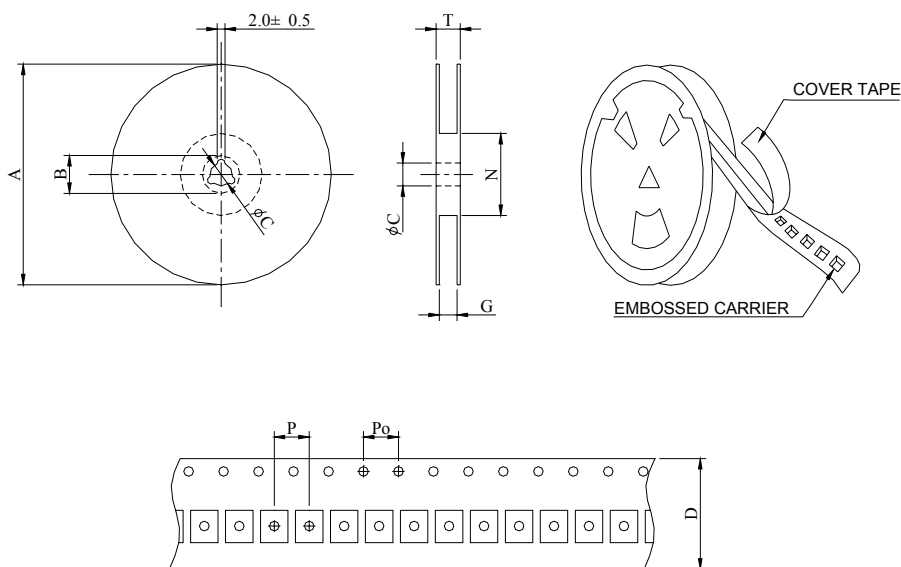
## SSB7018 SERIES – Low Profile SMD Power Inductors

### SPECIFICATION TABLE

PART NUMBER	INDUCTANCE ( $\mu$ H)	DCR (m $\Omega$ ) (Max.)	Isat ( A )	Irms ( A )	TEST FREQ. ( f )
SSB7018-4R7N-LF	4.7 $\pm$ 30%	70	2.50	2.50	100KHz/0.1V
SSB7018-6R8N-LF	6.8 $\pm$ 30%	101	2.00	2.00	100KHz/0.1V
SSB7018-100M-LF	10.0 $\pm$ 20%	149	1.70	1.71	100KHz/0.1V
SSB7018-150M-LF	15.0 $\pm$ 20%	227	1.30	1.35	100KHz/0.1V
SSB7018-180M-LF	18.0 $\pm$ 20%	266	1.20	1.28	100KHz/0.1V
SSB7018-220M-LF	22.0 $\pm$ 20%	327	1.15	1.10	100KHz/0.1V
SSB7018-270M-LF	27.0 $\pm$ 20%	389	1.05	0.97	100KHz/0.1V
SSB7018-330M-LF	33.0 $\pm$ 20%	462	0.95	0.90	100KHz/0.1V
SSB7018-390M-LF	39.0 $\pm$ 20%	572	0.87	0.81	100KHz/0.1V

- \* Inductance measured using a Coilmaster SMD fixture in an Agilent/HP 4284A or equivalent.
- \* Isat: DC current at which the inductance drops 10% (typ) from its value without current.
- \* Irms: Average current for 30°C (max) rise from +25°C ambient.
- \* Storage and ambient operating temperature range -40°C to +85°C.

### PACKAGING SPECIFICATION



SERIES	STAYLE	Q' TY (PCS)	DIMENSIONS (m/m)								
			A	B $\pm$ 0.8	C $\pm$ 0.5	D	G <sup>+0</sup>	N <sup>-0</sup>	P	Po	T
SSB7018	13-16	2000	330	21	13	16	18	50	8	4	22.4