



Coilmaster Electronics Co., Ltd.

9F-3 No.398, Huan Bei Rd. Chung Li City, Taoyuan 320, Taiwan
Tel : +886-3-422-8279 Fax : +886-3-422-8734

E-mail : info@coilmaster.com.tw

Web Site : www.coilmaster.com.tw

SDR0503K SERIES – SMD POWER INDUCTORS



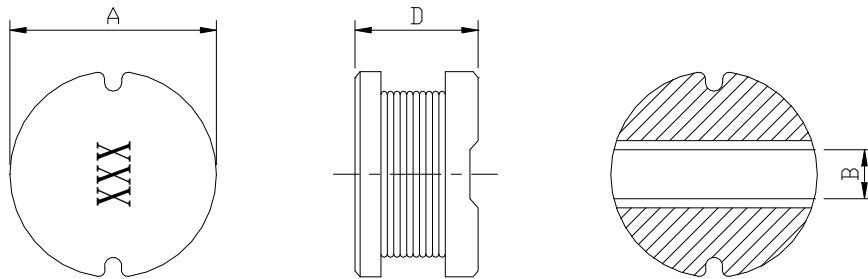
RoHS Compliant

PART NUMBERING SYSTEM

<u>SDR</u>	<u>0 5 0 3 K</u>	—	<u>6 8 0 K</u>	—	<u>LF</u>
TYPE	DIMENSIONS		INDUCTANCE		LEAD FREE

SHAPES AND DIMENSIONS

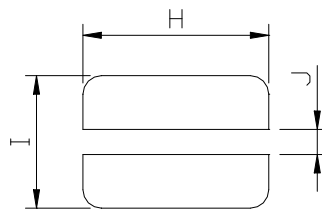
UNIT : mm



A=5.8 Max. B=1.8 Typ. D=3.9 Max.

RECOMMENDED PATTERNS

UNIT : mm



H=5.8 ref. I=6.0 ref. J=1.8 ref.

FEATURES

- ⊙ Available for lead free and RoHS compliant
- ⊙ Excellent solderability and high heat resistance
- ⊙ Excellent terminal strength constructions
- ⊙ Small diameter of only 5.8mm maximum and low profile of 4.8mm max.

APPLICATION

- ⊙ Input / output of DC/DC converters
- ⊙ Power supplies for LCD TVs , Car radios , Camcorders , Portable communication equipment



Coilmaster Electronics Co., Ltd.

9F-3 No.398, Huan Bei Rd. Chung Li City, Taoyuan 320, Taiwan
Tel : +886-3-422-8279 Fax : +886-3-422-8734

E-mail : info@coilmaster.com.tw

Web Site : www.coilmaster.com.tw

SDR0503K SERIES – SMD POWER INDUCTORS



SPECIFICATION TABLE

PART NUMBER	INDUCTANCE (μ H)	Q (Ref.)	DCR (Ω) (Max.)	IDC (A) (Max.)	TEST FREQ. (MHz)
SDR0503K-1R5M-LF	1.2 \pm 20%	24	0.04	3.00	7.96
SDR0503K-2R5M-LF	1.5 \pm 20%	21	0.05	2.35	7.96
SDR0503K-3R3M-LF	3.3 \pm 20%	21	0.05	2.20	7.96
SDR0503K-3R9M-LF	3.9 \pm 20%	22	0.05	2.10	7.96
SDR0503K-4R7M-LF	4.7 \pm 20%	20	0.07	1.80	7.96
SDR0503K-5R6M-LF	5.6 \pm 20%	19	0.07	1.60	7.96
SDR0503K-6R8M-LF	6.8 \pm 20%	19	0.11	1.38	7.96
SDR0503K-7R5M-LF	7.5 \pm 20%	19	0.12	1.29	7.96
SDR0503K-100M-LF	10 \pm 20%	24	0.15	1.14	2.52
SDR0503K-120M-LF	12 \pm 20%	23	0.16	1.02	2.52
SDR0503K-150M-LF	15 \pm 20%	22	0.18	0.93	2.52
SDR0503K-180M-LF	18 \pm 20%	23	0.25	0.82	2.52
SDR0503K-220M-LF	22 \pm 20%	20	0.28	0.75	2.52
SDR0503K-270M-LF	27 \pm 20%	19	0.30	0.67	2.52
SDR0503K-330K-LF	33 \pm 10%	23	0.45	0.61	2.52
SDR0503K-390K-LF	39 \pm 10%	22	0.46	0.56	2.52
SDR0503K-470K-LF	47 \pm 10%	20	0.55	0.52	2.52
SDR0503K-560K-LF	56 \pm 10%	17	0.62	0.48	2.52
SDR0503K-680K-LF	68 \pm 10%	17	0.72	0.44	2.52
SDR0503K-820K-LF	82 \pm 10%	15	0.84	0.40	2.52
SDR0503K-101K-LF	100 \pm 10%	28	0.95	0.38	0.796
SDR0503K-121K-LF	120 \pm 10%	27	1.10	0.36	0.796
SDR0503K-151K-LF	150 \pm 10%	28	1.43	0.32	0.796
SDR0503K-181K-LF	180 \pm 10%	26	1.60	0.30	0.796
SDR0503K-221K-LF	220 \pm 10%	26	2.00	0.26	0.796
SDR0503K-271K-LF	270 \pm 10%	26	2.40	0.24	0.796
SDR0503K-331K-LF	330 \pm 10%	28	3.20	0.20	0.796
SDR0503K-391K-LF	390 \pm 10%	28	3.40	0.18	0.796
SDR0503K-471K-LF	470 \pm 10%	29	4.55	0.15	0.796

- DC current at which the inductance drops 10% (typ) from its value without current.
- Operating temperature range -40°C to +125°C ,
- Electrical specifications at 25°C.
- Packing : 13" reel, machine-ready ,embossed plastic tape (1,500 parts per full reel).

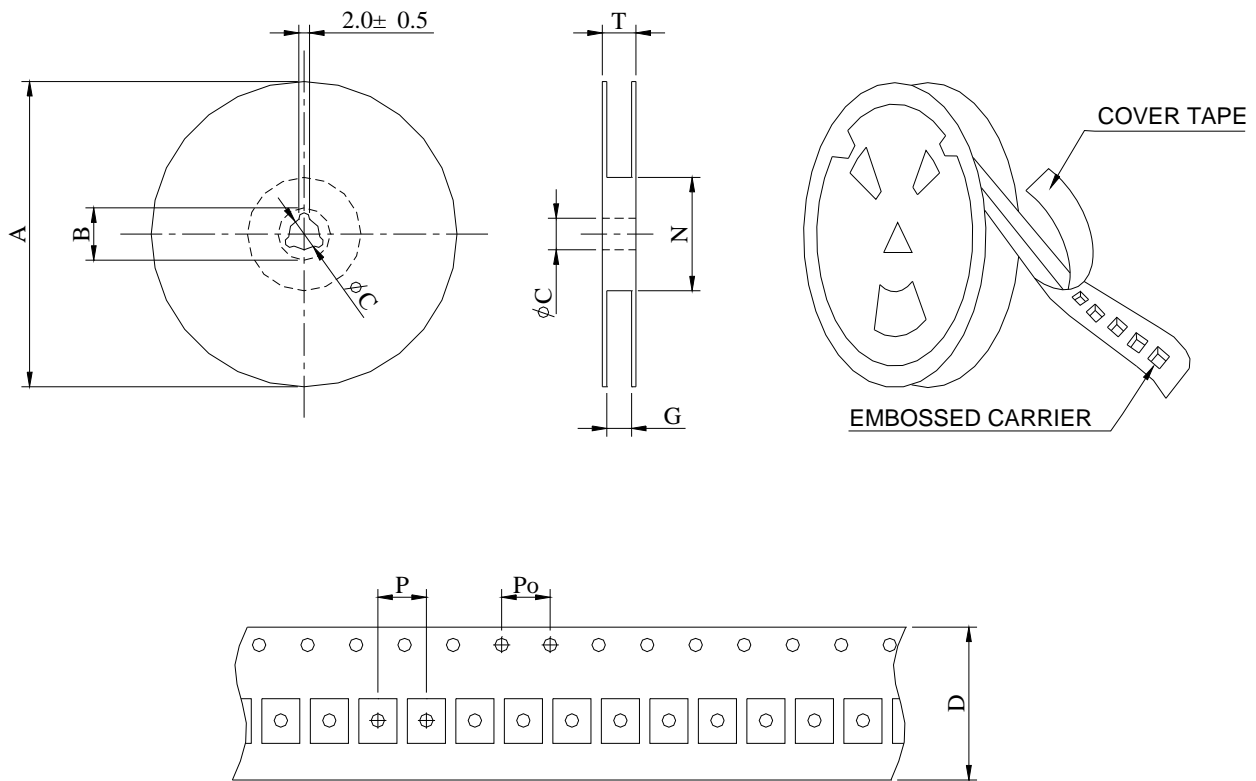


SDR0503K SERIES – SMD POWER INDUCTORS



PACKAGING SPECIFICATION

RoHS Compliant



SERIES	Q' TY (PCS)	DIMENSIONS (m/m)								
		A	B±0.8	C±0.5	D	G ⁺⁰	N ⁰	P	Po	T
SDR0503K	1500	330	21	13	12	14	50	8	4	18.4