



Coilmaster Electronics Co., Ltd.

9F-3 No.398, Huan Bei Rd. Chung Li City, Taoyuan 320, Taiwan
Tel : +886-3-422-8279 Fax : +886-3-422-8734

E-mail : info@coilmaster.com.tw

Web Site : www.coilmaster.com.tw

SDR52 SERIES ~ SMD Power Inductors



RoHS Compliant

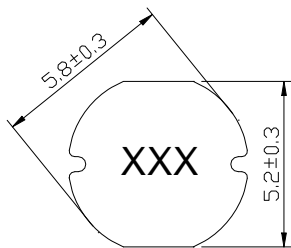
PART NUMBERING SYSTEM

<u>SDR</u>	<u>5 2</u>	—	<u>4 7 0 L</u>	—	<u>LF</u>
TYPE	DIMENSIONS		INDUCTANCE		LEAD FREE

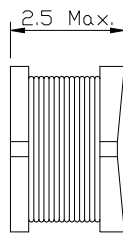
SHAPES AND DIMENSIONS

UNIT : mm

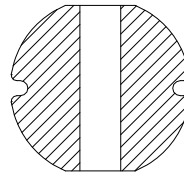
TOP VIEW



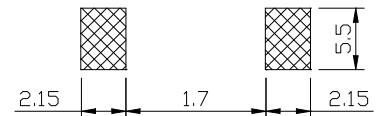
FRONT VIEW



BOTTOM VIEW



PCB PATTERN



FEATURES

- ⊙ Available for lead free and RoHS compliant
- ⊙ Excellent solder ability and high heat resistance
- ⊙ Excellent terminal strength constructions
- ⊙ Small diameter of only 5.8mm maximum and low profile of 2.5mm max.

APPLICATION

- ⊙ Input / output of DC/DC converters
- ⊙ Power supplies for LCD TVs , Car radios , Camcorders , Portable communication equipment

**SDR52 SERIES ~ SMD Power Inductors**

RoHS Compliant

SPECIFICATION TABLE

PART NUMBER	INDUCTANCE (μ H)	DCR (Ω) (Max.)	IDC (A) (Max.)	TEST FREQ. (MHz)
SDR52-2R2M-LF	2.2 \pm 20%	0.039	2.16	7.96
SDR52-2R7M-LF	2.7 \pm 20%	0.044	2.08	7.96
SDR52-3R3M-LF	3.3 \pm 20%	0.049	1.90	7.96
SDR52-3R9M-LF	3.9 \pm 20%	0.056	1.84	7.96
SDR52-4R7M-LF	4.7 \pm 20%	0.062	1.60	7.96
SDR52-5R6M-LF	5.6 \pm 20%	0.078	1.44	7.96
SDR52-6R8M-LF	6.8 \pm 20%	0.091	1.36	7.96
SDR52-8R2M-LF	8.2 \pm 20%	0.103	1.12	7.96
SDR52-100M-LF	10 \pm 20%	0.133	1.04	2.52
SDR52-120M-LF	12 \pm 20%	0.148	0.96	2.52
SDR52-150M-LF	15 \pm 20%	0.166	0.88	2.52
SDR52-180M-LF	18 \pm 20%	0.213	0.77	2.52
SDR52-220M-LF	22 \pm 20%	0.248	0.73	2.52
SDR52-270M-LF	27 \pm 20%	0.328	0.64	2.52
SDR52-330L-LF	33 \pm 15%	0.378	0.58	2.52
SDR52-390L-LF	39 \pm 15%	0.438	0.54	2.52
SDR52-470L-LF	47 \pm 15%	0.546	0.49	2.52
SDR52-560K-LF	56 \pm 10%	0.621	0.45	2.52
SDR52-680K-LF	68 \pm 10%	0.715	0.41	2.52
SDR52-820K-LF	82 \pm 10%	1.00	0.35	2.52
SDR52-101K-LF	100 \pm 10%	1.07	0.35	1KHz
SDR52-121K-LF	120 \pm 10%	1.25	0.32	1KHz
SDR52-151K-LF	150 \pm 10%	1.66	0.26	1KHz
SDR52-181K-LF	180 \pm 10%	1.90	0.23	1KHz
SDR52-221K-LF	220 \pm 10%	2.44	0.21	1KHz
SDR52-271K-LF	270 \pm 10%	2.73	0.19	1KHz

- DC current at which the inductance drops 10% (typ) from its value without current.
- Operating temperature range -40°C to +125°C.
- Electrical specifications at 25°C.
- Packing : 13" reel, machine-ready ,embossed plastic tape (1,500 parts per full reel).



Coilmaster Electronics Co., Ltd.

9F-3 No.398, Huan Bei Rd. Chung Li City, Taoyuan 320, Taiwan
 Tel : +886-3-422-8279 Fax : +886-3-422-8734

E-mail : info@coilmaster.com.tw

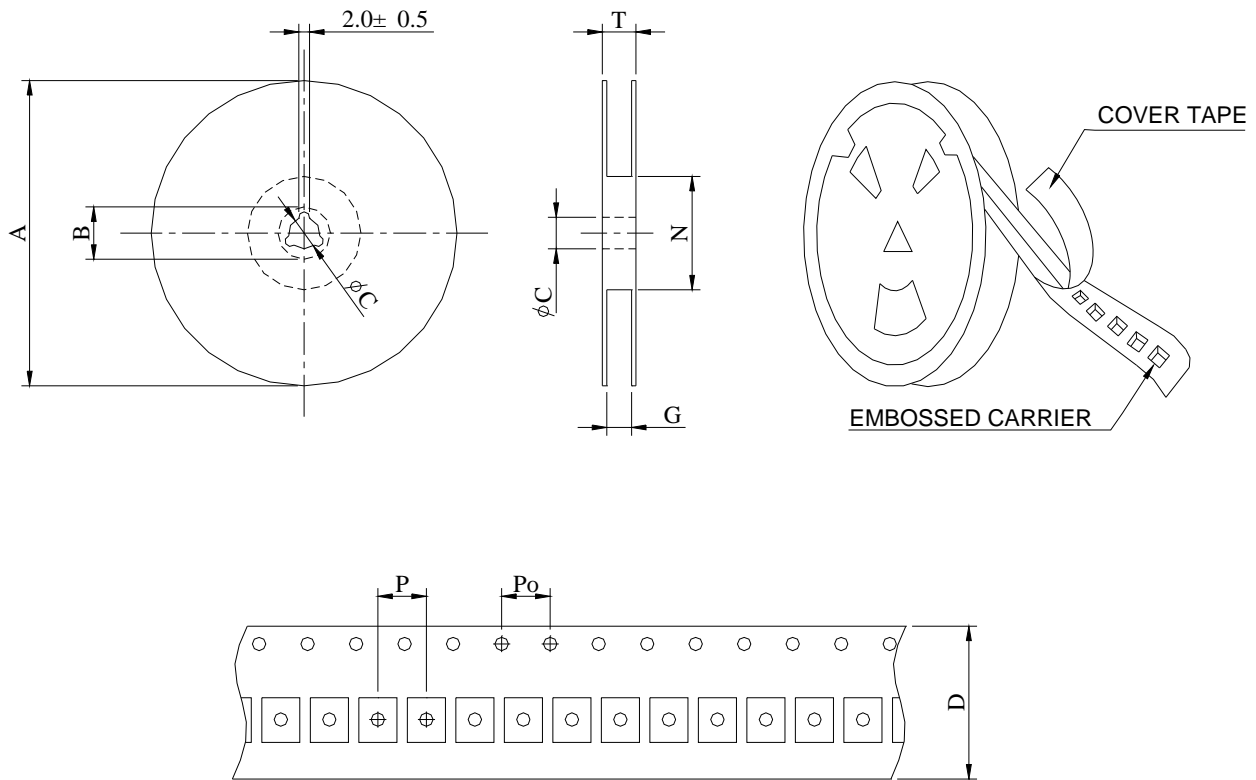
Web Site : www.coilmaster.com.tw

SDR52 SERIES ~ SMD Power Inductors



RoHS Compliant

PACKAGING SPECIFICATION



SERIES	Q' TY (PCS)	DIMENSIONS (m/m)								
		A	B ± 0.8	C ± 0.5	D	G $^{+0}$	N 0	P	P $_0$	T
SDR53	1500	330	21	13	12	14	50	8	4	18.4