



# SDS127 SERIES ~

## SMD Shielded Power Inductors



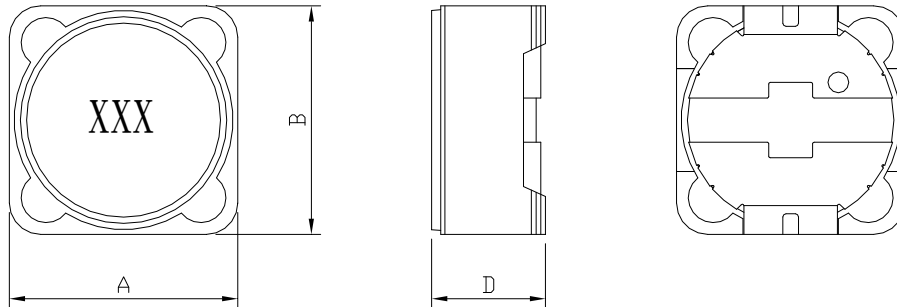
RoHS Compliant

### PART NUMBERING SYSTEM

<b>SDS</b>	<b>1 2 7</b>	<b>—</b>	<b>1 R 2 N</b>	<b>— LF</b>
TYPE	DIMENSIONS		INDUCTANCE	LEAD FREE

### SHAPES AND DIMENSIONS

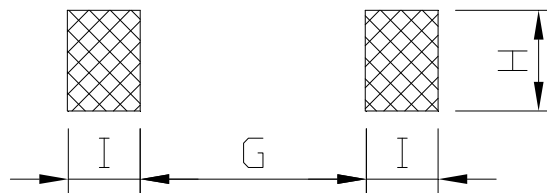
UNIT : mm



**A=12.5 Max. B=12.5 Max. D=8.0 Max.**

### RECOMMENDED PATTERNS

UNIT : mm



**G=7.0 H=5.4 I=2.9**



## SDS127 SERIES ~

### SMD Shielded Power Inductors



RoHS Compliant

SPECIFICATION TABLE

PART NUMBER	INDUCTANCE ( $\mu$ H)	DCR ( $\Omega$ ) (Max.)	IDC (A) (Max.)	TEST FREQ. ( f )
SDS127-1R2N-LF	1.2 $\pm$ 30%	0.007	9.80	100KHz
SDS127-2R4N-LF	2.4 $\pm$ 30%	0.012	8.00	100KHz
SDS127-3R5N-LF	3.5 $\pm$ 30%	0.014	7.50	100KHz
SDS127-4R7N-LF	4.7 $\pm$ 30%	0.016	6.80	100KHz
SDS127-6R1N-LF	6.1 $\pm$ 30%	0.018	6.60	100KHz
SDS127-7R6N-LF	7.6 $\pm$ 30%	0.020	5.90	100KHz
SDS127-100M-LF	10 $\pm$ 20%	0.022	5.40	1KHz
SDS127-120M-LF	12 $\pm$ 20%	0.024	4.90	1KHz
SDS127-150M-LF	15 $\pm$ 20%	0.024	4.50	1KHz
SDS127-180M-LF	18 $\pm$ 20%	0.039	3.90	1KHz
SDS127-220M-LF	22 $\pm$ 20%	0.043	3.60	1KHz
SDS127-270M-LF	27 $\pm$ 20%	0.046	3.40	1KHz
SDS127-330M-LF	33 $\pm$ 20%	0.065	3.00	1KHz
SDS127-390M-LF	39 $\pm$ 20%	0.073	2.75	1KHz
SDS127-470M-LF	47 $\pm$ 20%	0.100	2.50	1KHz
SDS127-560M-LF	56 $\pm$ 20%	0.110	2.35	1KHz
SDS127-680M-LF	68 $\pm$ 20%	0.140	2.10	1KHz
SDS127-820M-LF	82 $\pm$ 20%	0.160	1.95	1KHz
SDS127-101M-LF	100 $\pm$ 20%	0.220	1.70	1KHz
SDS127-121M-LF	120 $\pm$ 20%	0.250	1.60	1KHz
SDS127-151M-LF	150 $\pm$ 20%	0.280	1.42	1KHz
SDS127-181M-LF	180 $\pm$ 20%	0.350	1.30	1KHz
SDS127-221M-LF	220 $\pm$ 20%	0.390	1.16	1KHz

- DC current at which the inductance drops 25% (typ) from its value without current.
- Operating temperature range -40°C to +85°C.
- Electrical specifications at 20°C .
- PLATING / SOLDER : TIN-SILVER-COPPER (95.5%/4.0%/0.5%)



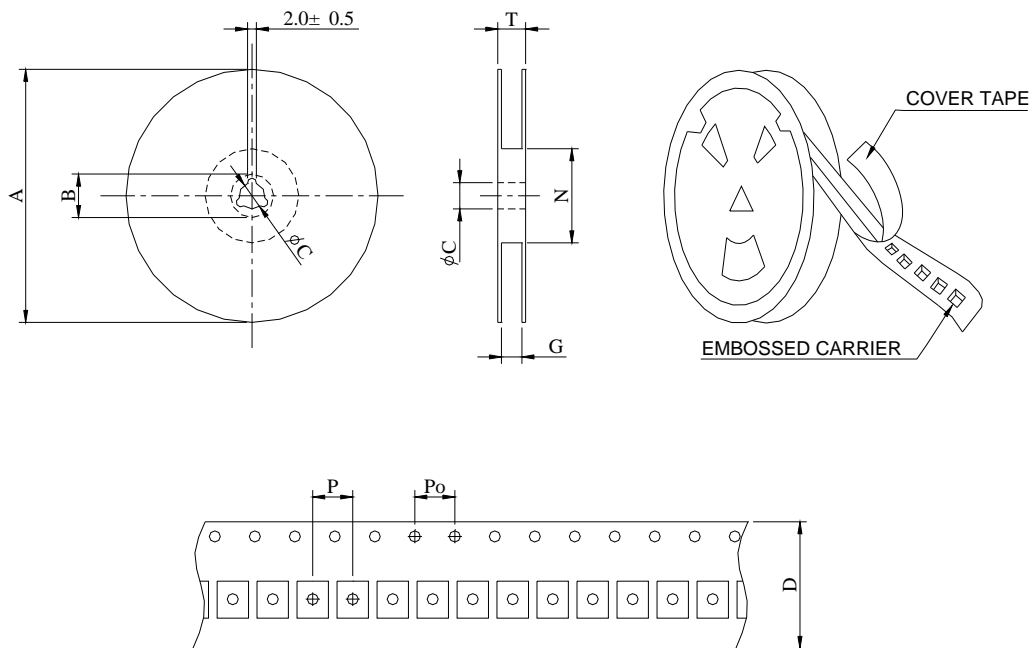
# SDS127 SERIES ~

## SMD Shielded Power Inductor



RoHS Compliant

### PACKAGING SPECIFICATION



SERIES	STAYLE	Q' TY (PCS)	DIMENSIONS (m/m)								
			A	B±0.8	C±0.5	D	G <sup>+0</sup>	N <sup>-0</sup>	P	Po	T
SDS127	13-24	400	330	21	13	24	26	50	16	4	30.4