



# SDS127H SERIES ~

## SMD Shielded Power Inductors



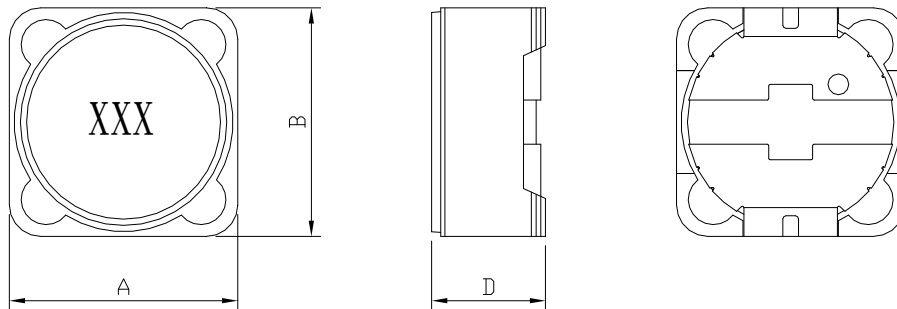
RoHS Compliant

### PART NUMBERING SYSTEM

<u>SDS</u>	<u>1 2 7 H</u>	—	<u>6 8 0 M</u>	—	<u>LF</u>
TYPE	DIMENSIONS		INDUCTANCE		LEAD FREE

### SHAPES AND DIMENSIONS

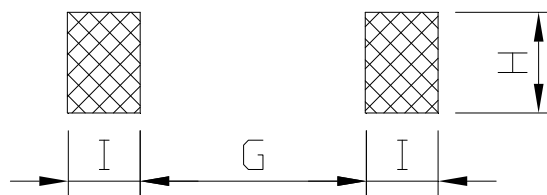
UNIT : mm



**A=12.5 Max. B=12.5 Max. D=8.0 Max.**

### RECOMMENDED PATTERNS

UNIT : mm



**G=7.0 H=5.4 I=2.9**



## SDS127H SERIES ~ SMD Shielded Power Inductors



RoHS Compliant

### SPECIFICATION TABLE

PART NUMBER	INDUCTANCE ( $\mu$ H)	DCR (m $\Omega$ ) (Max.)	Isat (A) (Max.)	Irms (A) (Max.)	TEST FREQ. ( f )
SDS127H-R47M-LF	0.47 $\pm$ 20%	2.438	56.0	17.9	100KHz
SDS127H-1R0M-LF	1.00 $\pm$ 20%	3.913	40.0	15.5	100KHz
SDS127H-1R5M-LF	1.50 $\pm$ 20%	4.263	31.1	13.5	100KHz
SDS127H-2R2M-LF	2.20 $\pm$ 20%	5.025	25.5	12.5	100KHz
SDS127H-3R3M-LF	3.30 $\pm$ 20%	7.088	21.5	10.5	100KHz
SDS127H-4R7M-LF	4.70 $\pm$ 20%	11.463	16.5	8.25	100KHz
SDS127H-6R8M-LF	6.80 $\pm$ 20%	14.500	13.3	7.34	100KHz
SDS127H-8R2M-LF	8.20 $\pm$ 20%	19.625	12.2	6.32	100KHz
SDS127H-100M-LF	10.0 $\pm$ 20%	21.500	11.2	6.04	100KHz
SDS127H-150M-LF	15.0 $\pm$ 20%	30.875	9.66	5.03	100KHz
SDS127H-220M-LF	22.0 $\pm$ 20%	48.875	7.57	4.00	100KHz
SDS127H-330M-LF	33.0 $\pm$ 20%	75.00	6.22	3.23	100KHz
SDS127H-470M-LF	47.0 $\pm$ 20%	89.88	5.28	2.95	100KHz
SDS127H-680M-LF	68.0 $\pm$ 20%	131.25	4.44	2.44	100KHz
SDS127H-820M-LF	82.0 $\pm$ 20%	178.75	4.06	2.09	100KHz
SDS127H-101M-LF	100 $\pm$ 20%	203.75	3.64	1.96	100KHz
SDS127H-151M-LF	150 $\pm$ 20%	308.75	3.01	1.59	100KHz
SDS127H-221M-LF	220 $\pm$ 20%	470.00	2.43	1.29	100KHz
SDS127H-331M-LF	330 $\pm$ 20%	717.50	2.01	1.04	100KHz
SDS127H-471M-LF	470 $\pm$ 20%	1076.25	1.68	0.85	100KHz
SDS127H-681M-LF	680 $\pm$ 20%	1350.0	1.39	0.76	100KHz
SDS127H-821M-LF	820 $\pm$ 20%	1837.5	1.27	0.65	100KHz
SDS127H-102M-LF	1000 $\pm$ 20%	2075.0	1.14	0.61	100KHz

- DC current at which the inductance drops 30% (typ) from its value without current.
- Operating temperature range -40°C to +85°C.
- Electrical specifications at 20°C .



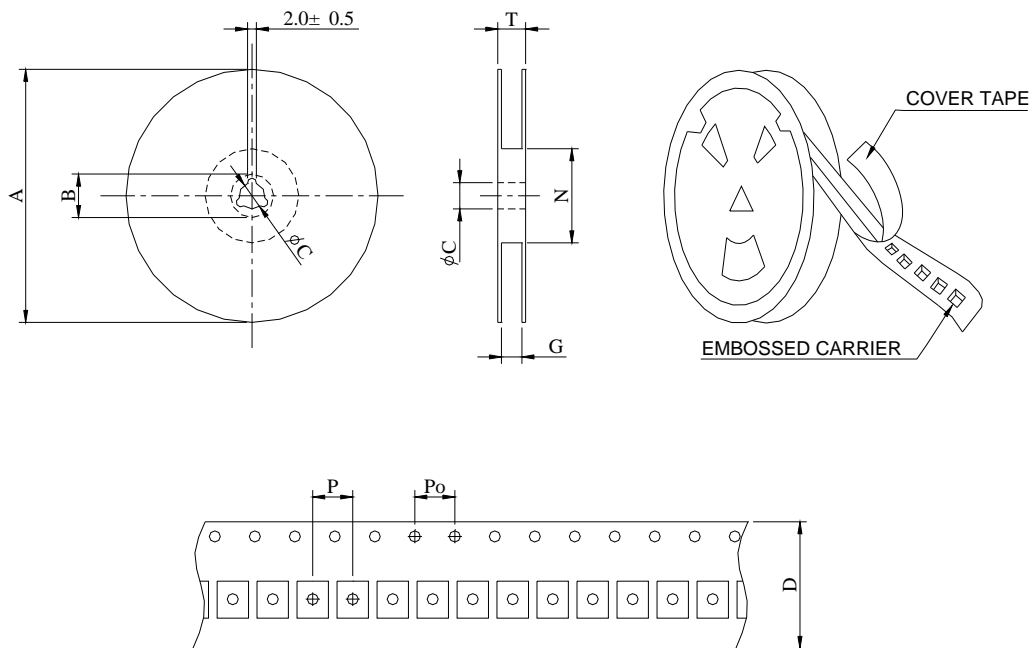
# SDS127H SERIES ~

## SMD Shielded Power Inductor



RoHS Compliant

### PACKAGING SPECIFICATION



SERIES	STAYLE	Q' TY (PCS)	DIMENSIONS (m/m)								
			A	B±0.8	C±0.5	D	G <sup>+0</sup>	N <sup>0</sup>	P	Po	T
SDS127H	13-24	400	330	21	13	24	26	50	16	4	30.4