



SDS127LD SERIES ~ Shielded Power Inductors



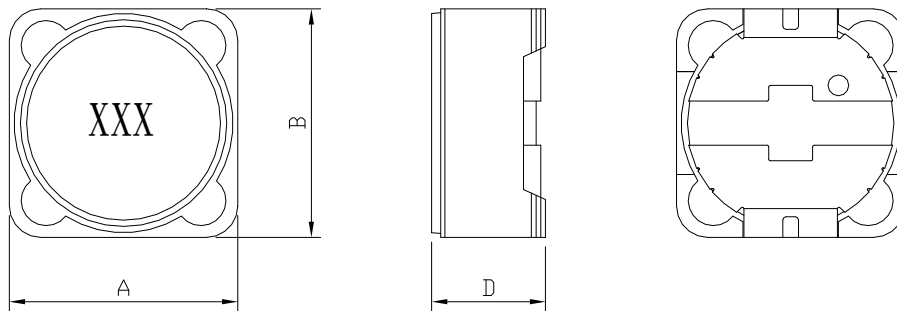
RoHS Compliant

PART NUMBERING SYSTEM (PLATING / SOLDER : TIN-SILVER-COPPER (95.5%/4.0%/0.5%))

<u>SDS</u>	<u>127LD</u>	—	<u>100M</u>	—	<u>LF</u>
TYPE	DIMENSIONS		INDUCTANCE		LEAD FREE

SHAPES AND DIMENSIONS

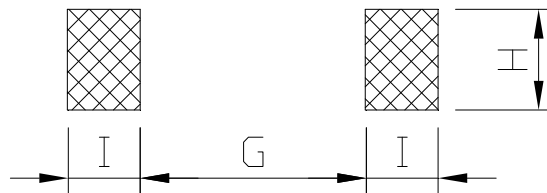
UNIT : mm



A=12.5 Max. B=12.5 Max. D=8.0 Max.

RECOMMENDED PATTERNS

UNIT : mm



G=7.0 H=5.4 I=2.9



Coilmaster Electronics Co., Ltd.

9F-3 No.398, Huan Bei Rd. Chung Li City, Taoyuan 320, Taiwan
Tel : +886-3-422-8279 Fax : +886-3-422-8734

E-mail : info@coilmaster.com.tw

Web Site : www.coilmaster.com.tw

SDS127LD SERIES ~ Shielded Power Inductors

SPECIFICATION TABLE

PART NUMBER	INDUCTANCE (μH)	DCR (Ω) (max)	IDC (A) (max)	TEST FREQ. (f)
SDS127LD-1R0N-LF	1.0 \pm 30%	0.0065	14.0	100KHz
SDS127LD-2R4N-LF	2.4 \pm 30%	0.0105	10.3	100KHz
SDS127LD-3R5N-LF	3.5 \pm 30%	0.0124	9.30	100KHz
SDS127LD-4R6N-LF	4.6 \pm 30%	0.0138	9.10	100KHz
SDS127LD-5R8N-LF	5.8 \pm 30%	0.0162	8.60	100KHz
SDS127LD-7R4N-LF	7.4 \pm 30%	0.0177	7.40	100KHz
SDS127LD-100M-LF	10 \pm 20%	0.0195	6.70	1KHz
SDS127LD-120M-LF	12 \pm 20%	0.0213	6.45	1KHz
SDS127LD-150M-LF	15 \pm 20%	0.0264	5.65	1KHz
SDS127LD-180M-LF	18 \pm 20%	0.0280	5.10	1KHz
SDS127LD-220M-LF	22 \pm 20%	0.0364	4.70	1KHz
SDS127LD-270M-LF	27 \pm 20%	0.0416	4.20	1KHz
SDS127LD-330M-LF	33 \pm 20%	0.0533	3.90	1KHz
SDS127LD-390M-LF	39 \pm 20%	0.0605	3.50	1KHz
SDS127LD-470M-LF	47 \pm 20%	0.0780	3.25	1KHz
SDS127LD-560M-LF	56 \pm 20%	0.0900	2.90	1KHz
SDS127LD-680M-LF	68 \pm 20%	0.1200	2.60	1KHz
SDS127LD-820M-LF	82 \pm 20%	0.1190	2.40	1KHz
SDS127LD-101M-LF	100 \pm 20%	0.1510	2.10	1KHz
SDS127LD-121M-LF	120 \pm 20%	0.1690	1.90	1KHz
SDS127LD-151M-LF	150 \pm 20%	0.2270	1.80	1KHz
SDS127LD-181M-LF	180 \pm 20%	0.2990	1.55	1KHz
SDS127LD-221M-LF	220 \pm 20%	0.3380	1.45	1KHz
SDS127LD-271M-LF	270 \pm 20%	0.4190	1.30	1KHz
SDS127LD-331M-LF	330 \pm 20%	0.4710	1.20	1KHz
SDS127LD-391M-LF	390 \pm 20%	0.5720	1.10	1KHz
SDS127LD-471M-LF	470 \pm 20%	0.7410	1.00	1KHz
SDS127LD-561M-LF	560 \pm 20%	0.8520	0.95	1KHz
SDS127LD-681M-LF	680 \pm 20%	1.1300	0.85	1KHz
SDS127LD-821M-LF	820 \pm 20%	1.2400	0.75	1KHz
SDS127LD-102M-LF	1000 \pm 20%	1.5000	0.70	1KHz



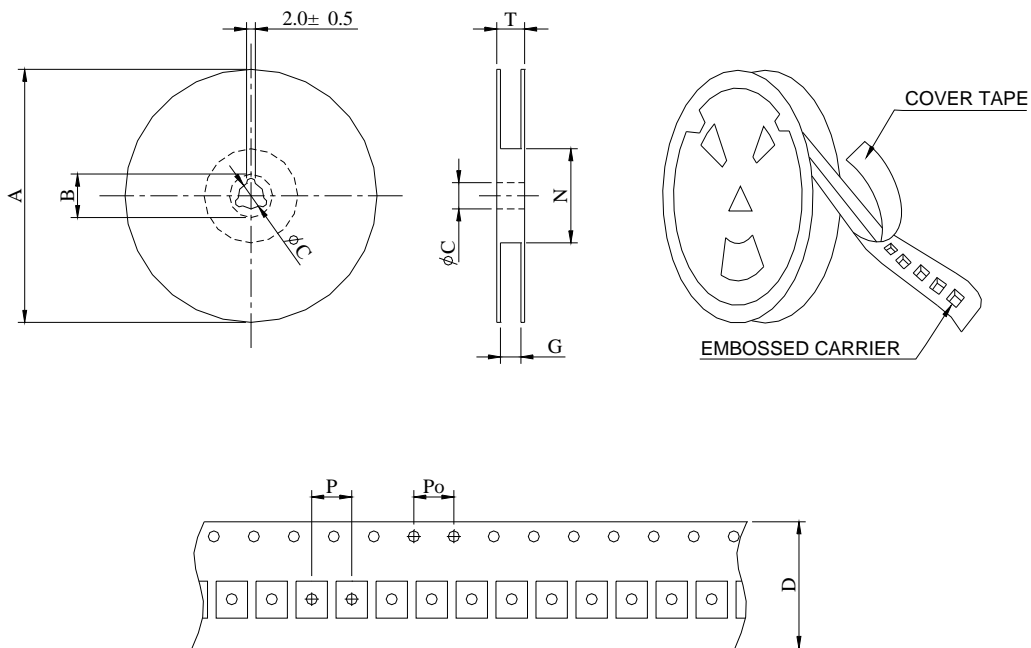
SDS127LD SERIES ~

SMD Shielded Power Inductor



RoHS Compliant

PACKAGING SPECIFICATION



SERIES	STAYLE	Q' TY (PCS)	DIMENSIONS (m/m)								
			A	B±0.8	C±0.5	D	G ⁺⁰	N ⁰	P	Po	T
SDS127LD	13-24	400	330	21	13	24	26	50	16	4	30.4