



# SDS5030 / SDS5030A SERIES ~



RoHS Compliant

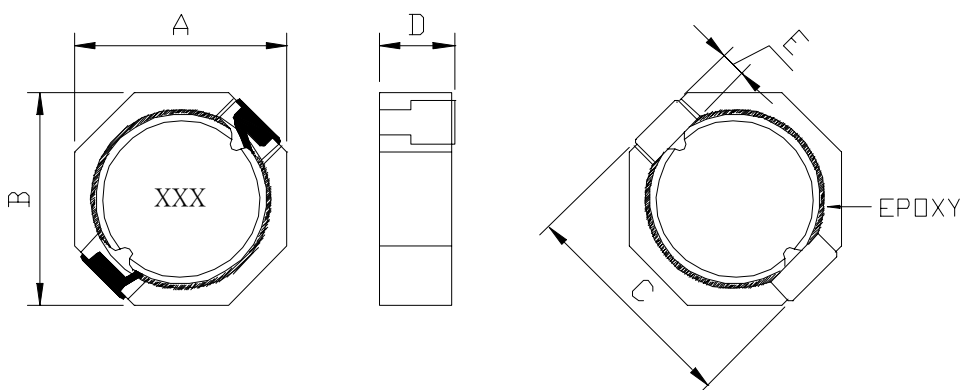
## SMD Shielded Power Inductors

### PART NUMBERING SYSTEM

<b>SDS</b>	<b>5 0 3 0</b>	—	<b>6 8 0 M</b>	—	<b>LF</b>
TYPE	DIMENSIONS		INDUCTANCE		LEAD FREE

### SHAPES AND DIMENSIONS

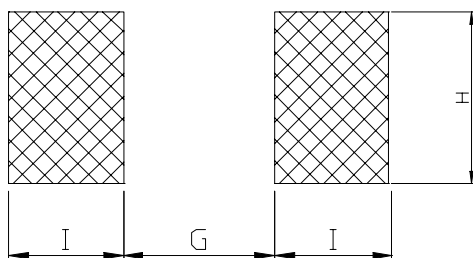
UNIT : mm



**A=5.20 max. B=5.20 max. C=5.60 max. D=3.00 max. E=0.60 REF**

### RECOMMENDED PATTERNS

UNIT : mm



**G= 3.40 H= 2.00 I = 1.30 J = 1.30**

### FEATURES

- Low profile ( 3.00mm max. height ) and 5.2mm max. square.
- Magnetically shielded and low DC resistance .
- Suitable as inductors for Cellular phone .
- Ideal for a variety of DC-DC converter inductor .
- Most suitable for portable electronic equipment requiring low profile and high density mounting .



## SDS5030 / SDS5030A SERIES ~



RoHS Compliant

### SMD Shielded Power Inductors

#### SPECIFICATION TABLE ~ SDS5030 SERIES

PART NUMBER	INDUCTANCE ( $\mu$ H)	DCR (m $\Omega$ ) (Max.)	Isat (A) (Max.)	Irms (A) (Max.)	TEST FREQ. ( f )
SDS5030-4R7M-LF	4.7 $\pm$ 20%	35	1.13	2.31	100KHz
SDS5030-6R8M-LF	6.8 $\pm$ 20%	50	0.99	1.93	100KHz
SDS5030-100M-LF	10 $\pm$ 20%	67	0.74	1.60	100KHz
SDS5030-150M-LF	15 $\pm$ 20%	97	0.58	1.36	100KHz
SDS5030-220M-LF	22 $\pm$ 20%	135	0.51	1.19	100KHz
SDS5030-330M-LF	33 $\pm$ 20%	206	0.41	0.92	100KHz
SDS5030-470M-LF	47 $\pm$ 20%	268	0.34	0.80	100KHz
SDS5030-680M-LF	68 $\pm$ 20%	371	0.29	0.68	100KHz
SDS5030-101M-LF	100 $\pm$ 20%	569	0.26	0.54	100KHz
SDS5030-151M-LF	150 $\pm$ 20%	940	0.21	0.40	100KHz
SDS5030-221M-LF	220 $\pm$ 20%	1200	0.18	0.35	100KHz

- Isat : DC current at which the inductance drops 30%(typ) from its value without current.
- I rms : : Average current for 40°C temperature rise from 20°C ambient.
- Operating temperature range -40°C to +85°C , Electrical specifications at 20°C .

#### SPECIFICATION TABLE ~ SDS5030A SERIES

PART NUMBER	INDUCTANCE ( $\mu$ H)	DCR (m $\Omega$ ) (Max.)	Isat (A) (Max.)	Irms (A) (Max.)	TEST FREQ. ( f )
SDS5030A-1R1M-LF	1.1 $\pm$ 20%	20	3.87	3.46	100KHz
SDS5030A-2R0M-LF	2.0 $\pm$ 20%	27	2.92	2.80	100KHz
SDS5030A-3R3M-LF	3.3 $\pm$ 20%	34	2.36	2.40	100KHz
SDS5030A-4R7M-LF	4.7 $\pm$ 20%	45	1.87	2.13	100KHz
SDS5030A-6R8M-LF	6.8 $\pm$ 20%	68	1.51	1.75	100KHz
SDS5030A-100M-LF	10 $\pm$ 20%	90	1.33	1.49	100KHz
SDS5030A-150M-LF	15 $\pm$ 20%	142	1.05	1.16	100KHz
SDS5030A-220M-LF	22 $\pm$ 20%	208	0.86	0.86	100KHz
SDS5030A-330M-LF	33 $\pm$ 20%	257	0.72	0.80	100KHz
SDS5030A-470M-LF	47 $\pm$ 20%	352	0.62	0.68	100KHz
SDS5030A-680M-LF	68 $\pm$ 20%	525	0.51	0.55	100KHz
SDS5030A-101M-LF	100 $\pm$ 20%	801	0.43	0.46	100KHz

- Isat : DC current at which the inductance drops 30%(typ) from its value without current.
- I rms : : Average current for 40°C temperature rise from 20°C ambient.
- Operating temperature range -40°C to +85°C ,
- Electrical specifications at 20°C .



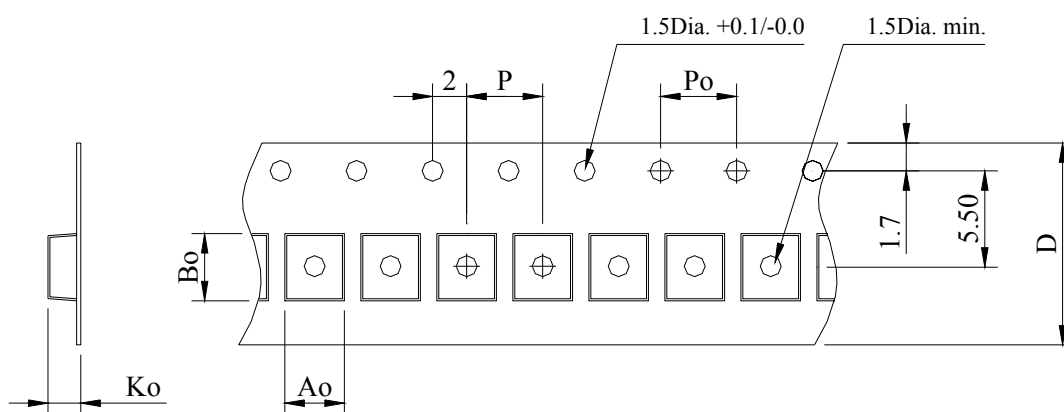
# SDS5030 / SDS5030A SERIES ~

## SMD Shielded Power Inductors



RoHS Compliant

### PACKAGING SPECIFICATION



STAYLE	Q' TY (PCS)	DIMENSIONS (m/m)					
		$A_o$	$B_o$	$K_o$	$P$	$P_o$	$D\pm 0.3$
13"	2,000	5.72	5.72	3.40	8.00	4.00	12.0