



SBS12575SERIES ~ Shielded SMD Power Inductors




PART NUMBERING SYSTEM

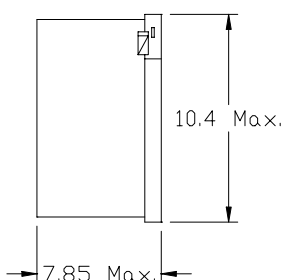
RoHS Compliant

SBS	1 2 5 7 5	—	1 0 0 M	—	LF
TYPE	DIMENSIONS		INDUCTANCE		LEAD FREE

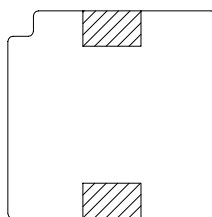
TOP VIEW



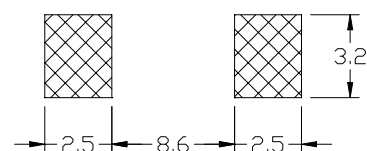
FRONT VIEW



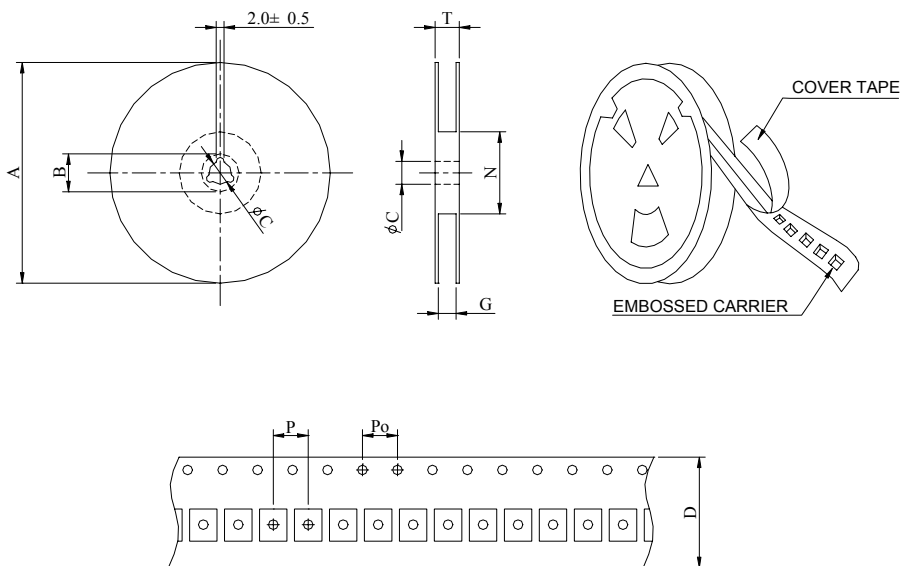
BOTTOM VIEW



PCB PATTERN



PACKAGING SPECIFICATION



SERIES	STAYLE	Q' TY (PCS)	DIMENSIONS (m/m)								
			A	B	C	D	G	N ⁰	P	Po	T
SBS12575	13-24	400	330	-	13.5	24	-	100	13	-	24.5



SBS12575SERIES ~ Shielded SMD Power Inductors



RoHS Compliant

SPECIFICATION TABLE

PART NUMBER	INDUCTANCE (μ H)	DCR (Ω) (Max.)	IDC (A) (Max.)	TEST FREQ. (f)
SBS12575-1R2N-LF	1.2 \pm 30%	0.0083	13	1KHz
SBS12575-2R7N-LF	2.7 \pm 30%	0.0113	10	1KHz
SBS12575-3R9N-LF	3.9 \pm 30%	0.0125	9.0	1KHz
SBS12575-5R6N-LF	5.6 \pm 30%	0.0139	7.8	1KHz
SBS12575-6R8N-LF	6.8 \pm 30%	0.0157	7.2	1KHz
SBS12575-100M-LF	10 \pm 20%	0.0187	5.5	1KHz
SBS12575-150M-LF	15 \pm 20%	0.0221	4.7	1KHz
SBS12575-220M-LF	22 \pm 20%	0.0316	4.0	1KHz
SBS12575-330M-LF	33 \pm 20%	0.0474	3.2	1KHz
SBS12575-470M-LF	47 \pm 20%	0.0634	2.7	1KHz
SBS12575-680M-LF	68 \pm 20%	0.0935	2.0	1KHz
SBS12575-101M-LF	100 \pm 20%	0.150	1.9	1KHz
SBS12575-151M-LF	150 \pm 20%	0.210	1.5	1KHz
SBS12575-221M-LF	220 \pm 20%	0.309	1.3	1KHz

- DC current at which the inductance drops 10% (typ) from its value without current.
- Operating temperature range -20 $^{\circ}$ C to +105 $^{\circ}$ C ,
- Electrical specifications at 25 $^{\circ}$ C.