



SDC2D14HP SERIES

Low Profile Shielded Power Inductors



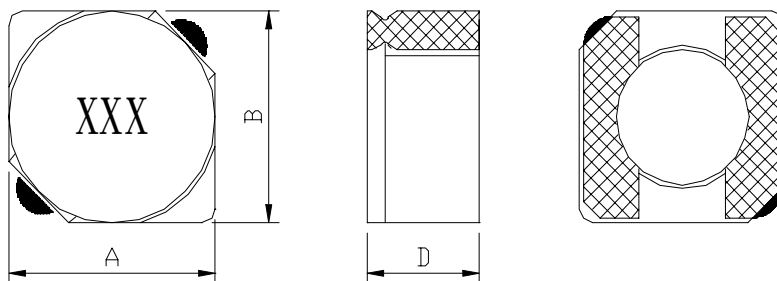
RoHS Compliant

PART NUMBERING SYSTEM

SDC	2D14HPS	—	100N	—	LF
TYPE	DIMENSIONS		INDUCTANCE		LEAD FREE

SHAPES AND DIMENSIONS

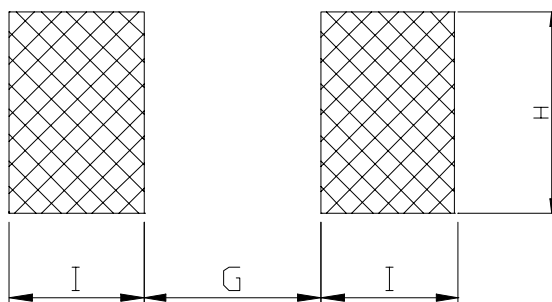
UNIT : mm



A=3.20 max. B=3.20 max. D=1.60 max.

RECOMMENDED PATTERN

UNIT : mm



G= 1.02 H= 3.3 I = 1.14

FEATURES

- Compact, low profile shielded power inductor (1.6mm max. height) and 3.2mm max. square.
- Magnetically shielded and low DC resistance .
- Ideal for high-density applications .
- RoHS-compliant. 260°C compatible .



SDC2D14HP SERIES

Low Profile Shielded Power Inductors



RoHS Compliant

ELECTRICAL CHARACTERISTICS :

PART NUMBER	INDUCTANCE (μ H)	DCR (Ω) (Max.)	Isat (mA)	Irms (mA)	TEST FREQ. (f)
SDC2D14HPS-1R0N-LF	1.00 \pm 30%	0.075	2.0	1.4	100KHz
SDC2D14HPS-1R5N-LF	1.50 \pm 30%	0.100	1.8	1.3	100KHz
SDC2D14HPS-1R8N-LF	1.80 \pm 30%	0.100	1.5	1.1	100KHz
SDC2D14HPS-2R2N-LF	2.20 \pm 30%	0.110	1.5	1.1	100KHz
SDC2D14HPS-3R3N-LF	3.30 \pm 30%	0.130	1.3	1.0	100KHz
SDC2D14HPS-4R7N-LF	4.70 \pm 30%	0.200	1.1	0.90	100KHz
SDC2D14HPS-6R8N-LF	6.80 \pm 30%	0.300	0.91	0.68	100KHz
SDC2D14HPS-100M-LF	10 \pm 20%	0.440	0.65	0.55	100KHz
SDC2D14HPS-150M-LF	15 \pm 20%	0.700	0.55	0.44	100KHz
SDC2D14HPS-180M-LF	18 \pm 20%	0.750	0.53	0.43	100KHz
SDC2D14HPS-220M-LF	22 \pm 20%	0.825	0.49	0.42	100KHz
SDC2D14HPS-330M-LF	33 \pm 20%	1.30	0.42	0.35	100KHz
SDC2D14HPS-470M-LF	47 \pm 20%	1.55	0.32	0.30	100KHz
SDC2D14HPS-680M-LF	68 \pm 20%	2.25	0.28	0.25	100KHz
SDC2D14HPS-101M-LF	100 \pm 20%	3.4	0.23	0.19	100KHz
SDC2D14HPS-121M-LF	120 \pm 20%	4.6	0.20	0.17	100KHz
SDC2D14HPS-151M-LF	150 \pm 20%	6.1	0.18	0.15	100KHz
SDC2D14HPS-181M-LF	180 \pm 20%	8.6	0.16	0.13	100KHz
SDC2D14HPS-221M-LF	220 \pm 20%	9.5	0.15	0.11	100KHz
SDC2D14HPS-331M-LF	330 \pm 20%	22.0	0.10	0.088	100KHz

- Isat: For inductance values $\geq 10 \mu$ H, DC current at which the inductance drops 20% (max) from its value without current. For inductance values $< 10 \mu$ H, DC current at which the inductance drops 30% (max) from its value without current.
- Irms: The actual current when temperature of coil become $\Delta 40^\circ\text{C}$. ($T_a = +20^\circ\text{C}$)
- Operating temperature range : -40°C to $+85^\circ\text{C}$
- Packing : 13" reel, machine-ready ,embossed plastic tape (3,500 parts per full reel).



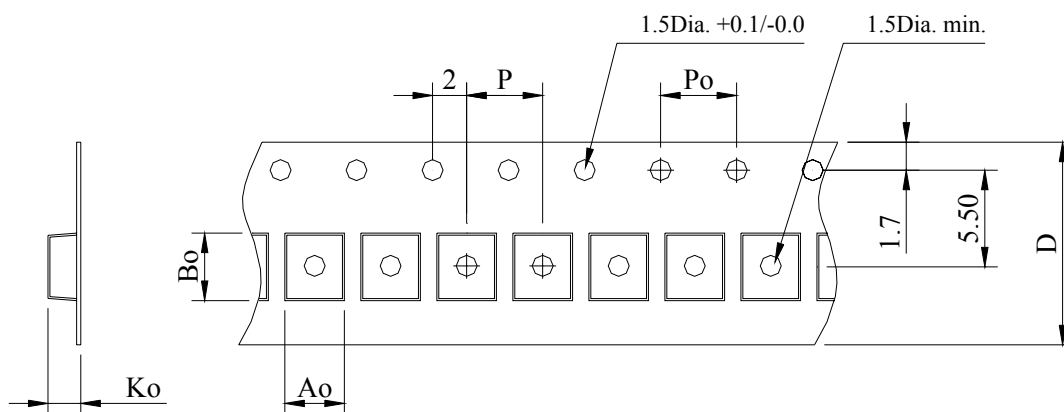
SDC2D14HP SERIES

Low Profile Shielded Power Inductors



RoHS Compliant

PACKAGING SPECIFICATION



STAYLE	Q' TY (PCS)	DIMENSIONS (m/m)					
		A_o	B_o	K_o	P	P_o	$D\pm 0.3$
13"	3,500	3.30	3.30	1.80	8.00	4.00	12.0