



SDC4D22HP SERIES

SMD Shielded Power Inductors



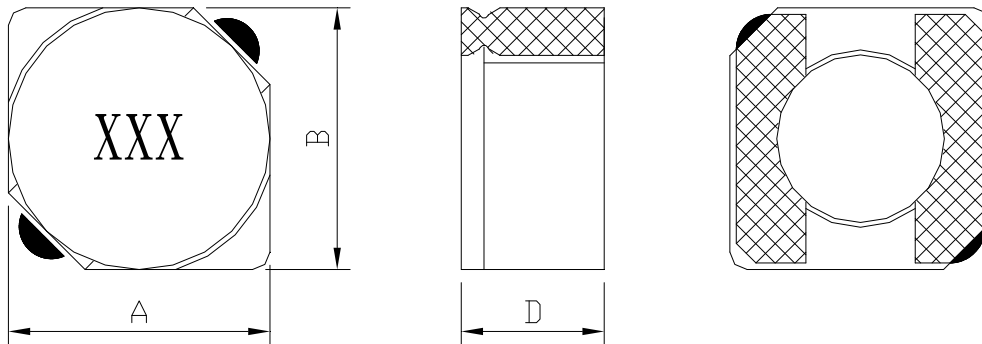
RoHS Compliant

PART NUMBERING SYSTEM

<u>SDC</u>	<u>4D22HP</u>	—	<u>1 R 5 N</u>	—	<u>LF</u>
TYPE	DIMENSIONS		INDUCTANCE		LEAD FREE

SHAPES AND DIMENSIONS

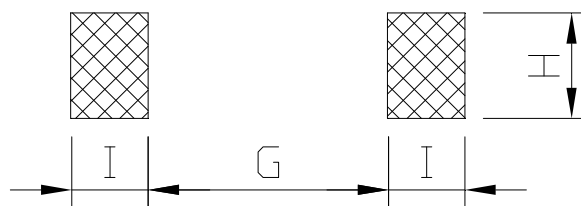
UNIT : mm



A=5.0 Max. B=5.0 Max. D=2.4 Max.

PCB LAYOUT

UNIT : mm



G=1.5 Max. H=5.3 Max. I=1.9 Max.

FEATURES

- Only 5 mm square and 2.4 mm high
- Magnetically shielded
- Saturation current rating up to 4.2 Amps
- Inductance ratings from 1.2 to 100 μ H
- Very high reliability and low cost
- **RoHS-compliant.** 260°C compatible. Matte tin over nickel over phos bronze terminations



SDC4D22HP SERIES

SMD Shielded Power Inductors



RoHS Compliant

SPECIFICATION TABLE

PART NUMBER	INDUCTANCE (μ H)	DCR (Ω) (Max.)	Isat (A)	Irms (A)
SDC4D22HP-1R2N-LF	1.2 \pm 30%	26.5m	4.20	3.20
SDC4D22HP-1R5N-LF	1.5 \pm 30%	31.3m	3.90	3.00
SDC4D22HP-2R2N-LF	2.2 \pm 30%	44.3m	3.20	2.40
SDC4D22HP-2R7N-LF	2.7 \pm 30%	57.8m	2.80	2.20
SDC4D22HP-3R5N-LF	3.5 \pm 30%	65.1m	2.50	2.00
SDC4D22HP-4R7N-LF	4.7 \pm 30%	82.6m	2.20	1.80
SDC4D22HP-5R2N-LF	5.2 \pm 30%	92.8m	2.00	1.70
SDC4D22HP-6R3N-LF	6.3 \pm 30%	0.110	1.85	1.40
SDC4D22HP-8R2N-LF	8.2 \pm 30%	0.128	1.65	1.35
SDC4D22HP-100N-LF	10 \pm 30%	0.144	1.50	1.30
SDC4D22HP-120N-LF	12 \pm 30%	0.187	1.30	1.10
SDC4D22HP-150N-LF	15 \pm 30%	0.213	1.20	0.85
SDC4D22HP-180N-LF	18 \pm 30%	0.239	1.10	0.80
SDC4D22HP-220N-LF	22 \pm 30%	0.267	1.05	0.90
SDC4D22HP-270N-LF	27 \pm 30%	0.394	0.90	0.70
SDC4D22HP-330N-LF	33 \pm 30%	0.449	0.80	0.65
SDC4D22HP-390N-LF	39 \pm 30%	0.668	0.75	0.52
SDC4D22HP-470N-LF	47 \pm 30%	0.723	0.70	0.50
SDC4D22HP-560N-LF	56 \pm 30%	0.810	0.65	0.48
SDC4D22HP-680N-LF	68 \pm 30%	0.923	0.60	0.45
SDC4D22HP-820N-LF	82 \pm 30%	1.220	0.55	0.40
SDC4D22HP-101N-LF	100 \pm 30%	1.370	0.48	0.35

- Test frequenc at 100KHz / 0.1Vrms.
- Isat : DC current at which the inductance drops 35% (typ) from its value without current.
- Irms: The actual current when temperature of coil becomes $\Delta 40^{\circ}\text{C}$. (Ta= $+20^{\circ}\text{C}$)
- Operating temperature range -40°C to $+85^{\circ}\text{C}$, Electrical specifications at 20°C .
- Packing : 13" reel, machine-ready ,embossed plastic tape (2,000 parts per full reel)..



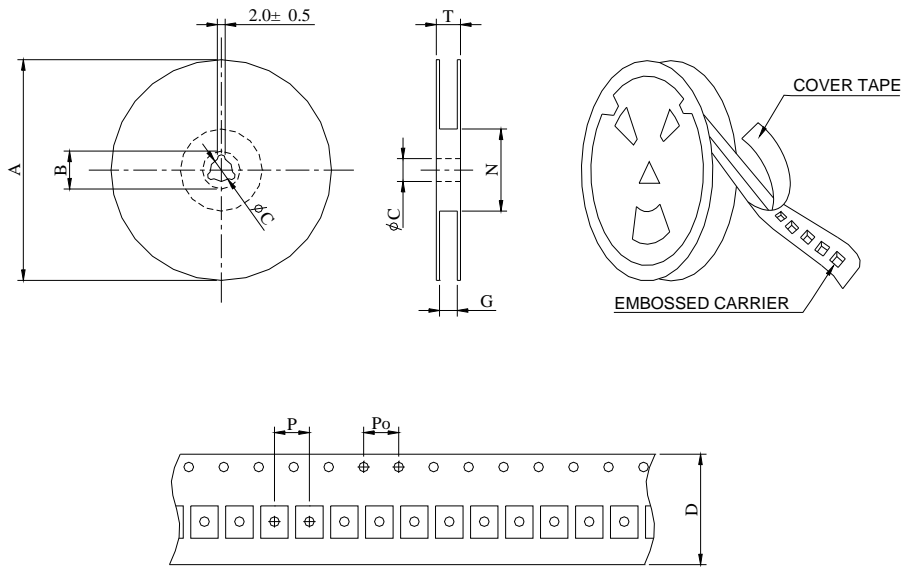
SDC4D22HP SERIES

SMD Shielded Power Inductors



RoHS Compliant

PACKAGING SPECIFICATION



SERIES	STAYLE	Q' TY (PCS)	DIMENSIONS (m/m)								
			A	B±0.8	C±0.5	D	G ⁺⁰	N ⁻⁰	P	Po	T
SDC4D22HP	13-16	2000	330	21	13	16	18	50	8	4	22.4