



SLF95 SERIES – SMD Line Filters



RoHS Compliant

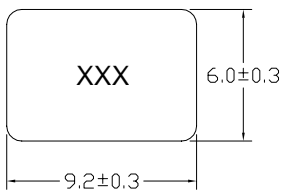
PART NUMBERING SYSTEM

SLF	9 5	–	4 7 1 Y	–	LF
TYPE	DIMENSIONS		INDUCTANCE		LEAD FREE

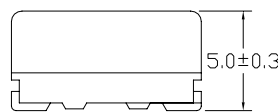
SHAPES , DIMENSIONS AND PCB LAYOUT

UNIT : mm

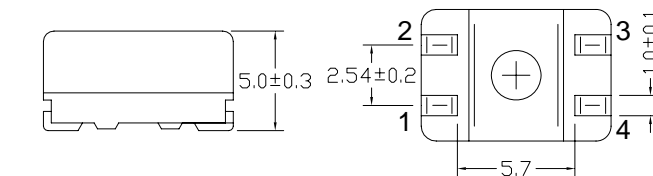
TOP VIEW



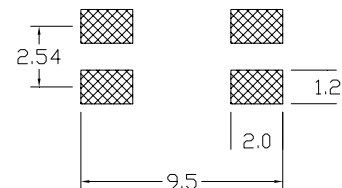
FRONT VIEW



BOTTOM VIEW



PCB PATTERN



FEATURES

- Designed for low profile effective in space conscious applications .
- Ideal for low resistance filters have been designed for excellent electrical isolation .
- Application for provide common mode noise attenuation and for the suppression of EMI in data lines and signal lines .
- Lead free and RoHS compliant



SLF95 SERIES – SMD Line Filters



RoHS Compliant

SPECIFICATION TABLE

PART NUMBER	INDUCTANCE (μ H)	DCR(Ω) (Max.) N1=N2	Rated Current (A)	Impedance (Z) ohm (Min.)	Test Frequency (MHz)
SLF95-110Y-LF	11 \pm 50%	0.08	1.60	200	1KHz/0.1V
SLF95-250Y-LF	25 \pm 50%	0.16	1.00	600	1KHz/0.1V
SLF95-400Y-LF	40 \pm 50%	0.25	0.90	800	1KHz/0.1V
SLF95-500Y-LF	50 \pm 50%	0.32	0.80	1500	1KHz/0.1V
SLF95-251Y-LF	250 \pm 50%	0.13	1.20	600	1KHz/5mV
SLF95-471Y-LF	470 \pm 50%	0.14	1.10	1000	1KHz/5mV
SLF95-501Y-LF	500 \pm 50%	0.15	1.00	1000	1KHz/5mV
SLF95-102Y-LF	1000 \pm 50%	0.31	0.80	1500	1KHz/5mV
SLF95-202Y-LF	2000 \pm 50%	0.42	0.60	3000	1KHz/5mV
SLF95-472Y-LF	4700 \pm 50%	0.90	0.40	4000	1KHz/5mV
SLF95-652Y-LF	6500 \pm 50%	1.05	0.30	5000	1KHz/5mV

- Hi-Pot test : 500Vac 60Hz 3mA at 3 sec .
- Test equipment : Inductance value : HP4284A LCR meter ; Impedance value : HP4194A LCR Meter .
- Rated current : 40°C temperature rise from 25°C ambient.
- Operating temperature range -40°C to +85°C . Electrical specifications at 25°C.
- Packing : 13" reel, machine-ready ,embossed plastic tape (1,000 parts per full reel).