



MF0603T SERIES – Thin Film Ceramic Chip Inductors



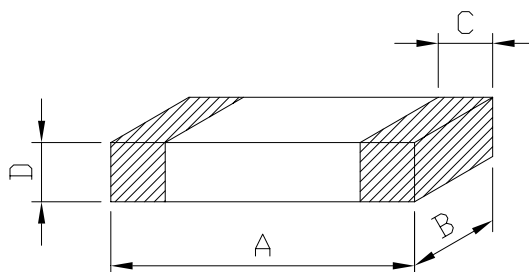
New Products

PART NUMBERING SYSTEM

MF	0603T	—	1 N 0 □	—	LF
TYPE	DIMENSIONS		INDUCTANCE		LEAD FREE

SHAPES AND DIMENSIONS

UNIT : mm



A=0.6±0.05 B=0.3±0.05 C=0.15±0.05 D=0.23±0.05

FEATURES

1. Provides high Q characteristics .
2. Supports operating frequency bands of up to 9GHZ .
3. Excellent solder ability and high heat resistance for either flow or reflow soldering .
4. Size : 0201 type , Compact low profile Multilayer Ceramic Chip Inductors – only 0.28 mm thickness Max.
5. RoHS-compliant.

APPLICATION

1. Mobile phones .
2. Portable phones .
3. Cordless phones .
4. Pagers and personal handy-phone systems (PHS) .



RoHS Compliant

MF0603T SERIES – Thin Film Ceramic Chip Inductors

SPECIFICATION TABLE

PART NUMBER	INDUCTANCE (nH) 500MHz	INDUCTANCE TOLERANCE	Q (Min.) 500MHz	SRF (GHz) Min.	Rated Current(mA) (Max.)	DCR(Ω) (Max.)
MF0603T-1N0□-LF	1.0	0.1/0.2/0.3nH	8	9	300	0.30
MF0603T-1N1□-LF	1.1	0.1/0.2/0.3nH	8	9	300	0.35
MF0603T-1N2□-LF	1.2	0.1/0.2/0.3nH	8	9	300	0.35
MF0603T-1N3□-LF	1.3	0.1/0.2/0.3nH	8	9	250	0.45
MF0603T-1N4□-LF	1.4	0.1/0.2/0.3nH	8	9	250	0.45
MF0603T-1N5□-LF	1.5	0.1/0.2/0.3nH	8	9	250	0.45
MF0603T-1N6□-LF	1.6	0.1/0.2/0.3nH	8	9	200	0.55
MF0603T-1N7□-LF	1.7	0.1/0.2/0.3nH	8	9	200	0.55
MF0603T-1N8□-LF	1.8	0.1/0.2/0.3nH	8	9	200	0.55
MF0603T-1N9□-LF	1.9	0.1/0.2/0.3nH	8	9	200	0.55
MF0603T-2N0□-LF	2.0	0.1/0.2/0.3nH	8	8	200	0.70
MF0603T-2N1□-LF	2.1	0.1/0.2/0.3nH	8	8	200	0.70
MF0603T-2N2□-LF	2.2	0.1/0.2/0.3nH	8	8	200	0.70
MF0603T-2N3□-LF	2.3	0.1/0.2/0.3nH	8	8	150	0.80
MF0603T-2N4□-LF	2.4	0.1/0.2/0.3nH	8	8	150	0.80
MF0603T-2N5□-LF	2.5	0.1/0.2/0.3nH	8	8	150	0.80
MF0603T-2N6□-LF	2.6	0.1/0.2/0.3nH	8	8	150	0.80
MF0603T-2N7□-LF	2.7	0.1/0.2/0.3nH	8	8	150	0.80
MF0603T-2N8□-LF	2.8	0.1/0.2/0.3nH	8	6	150	1.00
MF0603T-2N9□-LF	2.9	0.1/0.2/0.3nH	8	6	150	1.00
MF0603T-3N0□-LF	3.0	0.1/0.2/0.3nH	8	6	150	1.00
MF0603T-3N1□-LF	3.1	0.1/0.2/0.3nH	8	6	150	1.00
MF0603T-3N2□-LF	3.2	0.1/0.2/0.3nH	8	6	150	1.00
MF0603T-3N3□-LF	3.3	0.1/0.2/0.3nH	8	6	150	1.00
MF0603T-3N4□-LF	3.4	0.1/0.2/0.3nH	8	6	150	1.20
MF0603T-3N5□-LF	3.5	0.1/0.2/0.3nH	8	6	150	1.20
MF0603T-3N6□-LF	3.6	0.1/0.2/0.3nH	8	6	150	1.20
MF0603T-3N7□-LF	3.7	0.1/0.2/0.3nH	8	6	150	1.20
MF0603T-3N8□-LF	3.8	0.1/0.2/0.3nH	8	6	150	1.20
MF0603T-3N9□-LF	3.9	0.1/0.2/0.3nH	8	6	150	1.20
MF0603T-4N7□-LF	4.7	0.1/0.2/0.3nH	8	6	130	1.40
MF0603T-5N6□-LF	5.6	2%/5%	8	4	130	1.80
MF0603T-6N8□-LF	6.8	2%/5%	8	4	110	2.30
MF0603T-8N2□-LF	8.2	2%/5%	8	3	110	3.00
MF0603T-100□-LF	10.0	2%/5%	8	2	80	3.50

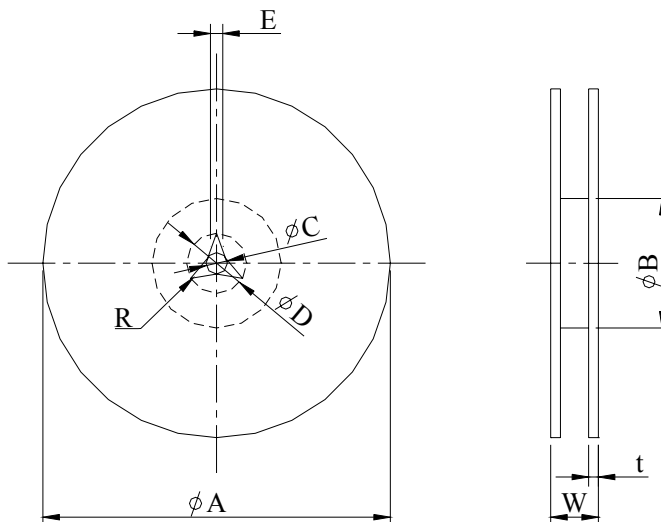
- Test equipment : HP-4287A RF LCR Meter or equipment
- L & Q test Frequency at 500MHz
- □ : INDUCTANCE TOLERANCE (B=0.1nH ; C=0.2nH ; S=0.3nH ; F=±1% ; G=±2% ; J=±5%)



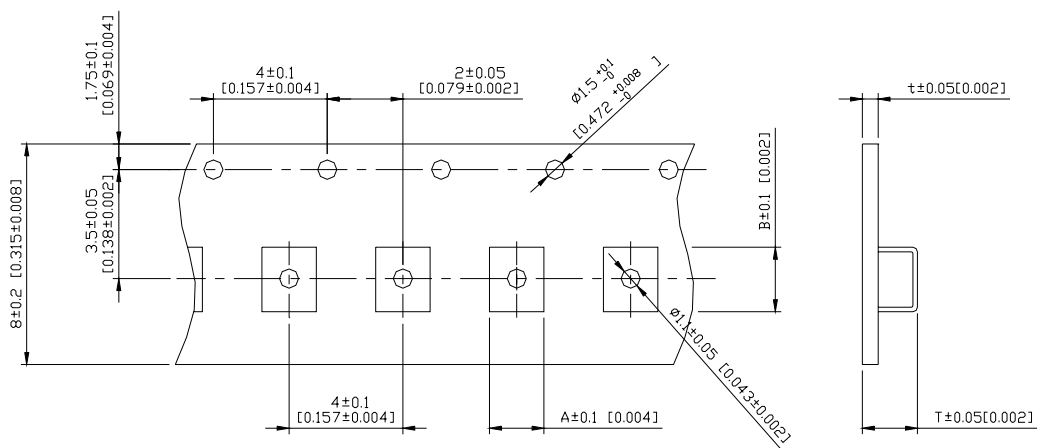
MF0603T SERIES – Thin Film Ceramic Chip Inductors



PACKAGING SPECIFICATION



	A	B	C	D	E	W8	W12	t	R
T($\phi 178\text{mm}$) Reel	$\phi 178\pm 2$	$\phi 60\pm 1$	$\phi 13\pm 0.8$	$\phi 21\pm 0.8$	2	10 ± 1.5	14.5 ± 1.5	1.27 ± 0.2	1



TYPE	A	B	T	t	T($\phi 178\text{mm}$)	T($\phi 330\text{mm}$)
MF0603T	0.65	1.15	0.80	0.2	10,000 pcs/reel	—