



## SDS124 SERIES ~ Shielded SMD Power Inductors



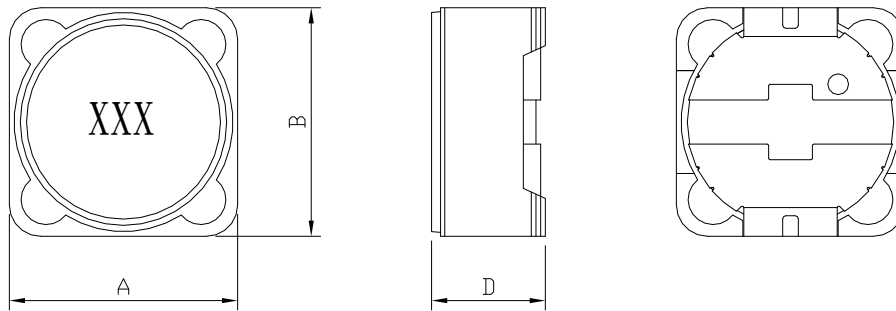
### PART NUMBERING SYSTEM

(AEC-Q200)

<b><u>SDS</u></b>	<b><u>124</u></b>	—	<b><u>680M</u></b>	—	<b><u>LF</u></b>
TYPE	DIMENSIONS		INDUCTANCE		LEAD FREE

### SHAPES AND DIMENSIONS

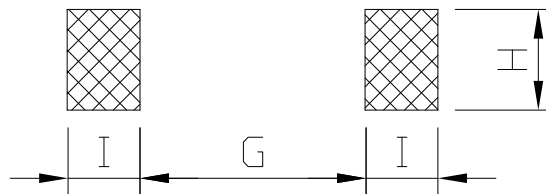
UNIT : mm



A=12.5 Max. B=12.5 Max. D=4.5 Max.

### RECOMMENDED PATTERNS

UNIT : mm



G=7.0 H=5.4 I=2.9

## SDS124 SERIES ~ Shielded SMD Power Inductors



### SPECIFICATION TABLE

(AEC-Q200)

PART NUMBER	INDUCTANCE ( $\mu$ H)	DCR ( $\Omega$ ) (Max.)	IDC (A) (Max.)	TEST FREQ. ( f )
SDS124-3R9N-LF	3.9 $\pm$ 30%	0.015	6.50	100KHz
SDS124-4R7N-LF	4.7 $\pm$ 30%	0.018	5.70	100KHz
SDS124-6R8N-LF	6.8 $\pm$ 30%	0.023	4.90	100KHz
SDS124-8R2N-LF	8.2 $\pm$ 30%	0.026	4.60	100KHz
SDS124-100M-LF	10 $\pm$ 20%	0.028	4.50	100KHz
SDS124-120M-LF	12 $\pm$ 20%	0.038	4.00	100KHz
SDS124-150M-LF	15 $\pm$ 20%	0.050	3.20	100KHz
SDS124-180M-LF	18 $\pm$ 20%	0.057	3.10	100KHz
SDS124-220M-LF	22 $\pm$ 20%	0.066	2.90	100KHz
SDS124-270M-LF	27 $\pm$ 20%	0.080	2.80	100KHz
SDS124-330M-LF	33 $\pm$ 20%	0.097	2.70	100KHz
SDS124-390M-LF	39 $\pm$ 20%	0.132	2.10	100KHz
SDS124-470M-LF	47 $\pm$ 20%	0.160	1.90	100KHz
SDS124-560M-LF	56 $\pm$ 20%	0.190	1.80	100KHz
SDS124-680M-LF	68 $\pm$ 20%	0.220	1.50	100KHz
SDS124-820M-LF	82 $\pm$ 20%	0.260	1.30	100KHz
SDS124-101M-LF	100 $\pm$ 20%	0.308	1.20	100KHz
SDS124-121M-LF	120 $\pm$ 20%	0.380	1.10	100KHz
SDS124-151M-LF	150 $\pm$ 20%	0.530	0.95	100KHz
SDS124-181M-LF	180 $\pm$ 20%	0.620	0.85	100KHz
SDS124-221M-LF	220 $\pm$ 20%	0.700	0.80	100KHz
SDS124-271M-LF	270 $\pm$ 20%	0.870	0.60	100KHz
SDS124-331M-LF	330 $\pm$ 20%	0.990	0.50	100KHz

- DC current at which the inductance drops 25% (typ) from its value without current.
- Operating temperature range -40°C to +125°C.
- Electrical specifications at 25°C .

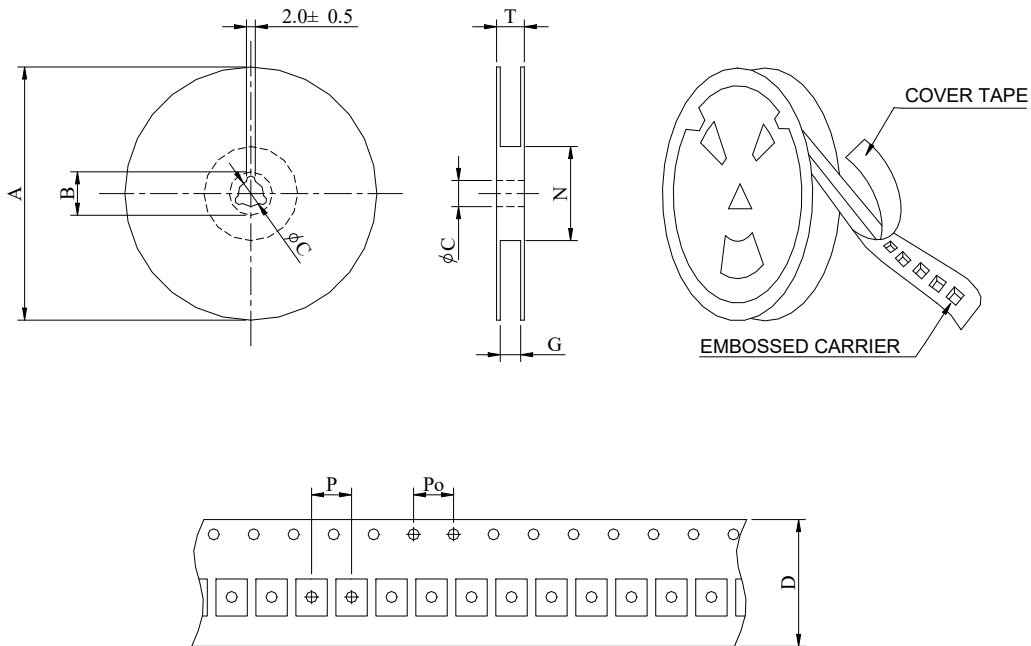


## SDS124 SERIES ~ Shielded SMD Power Inductors



### PACKAGING SPECIFICATION

(AEC-Q200)



SERIES	STAYLE	Q'TY (PCS)	DIMENSIONS (m/m)								
			A	B±0.8	C±0.5	D	G <sup>+0</sup>	N <sup>-0</sup>	P	Po	T
SDS124	13-24	400	330	21	13	24	26	50	16	4	30.4